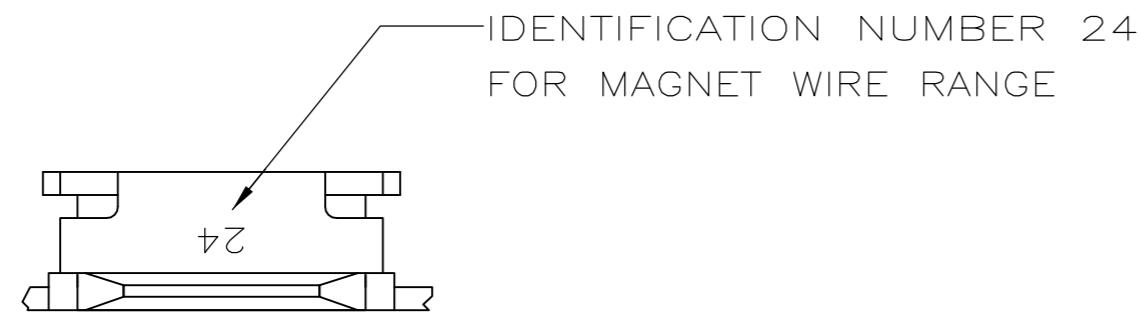
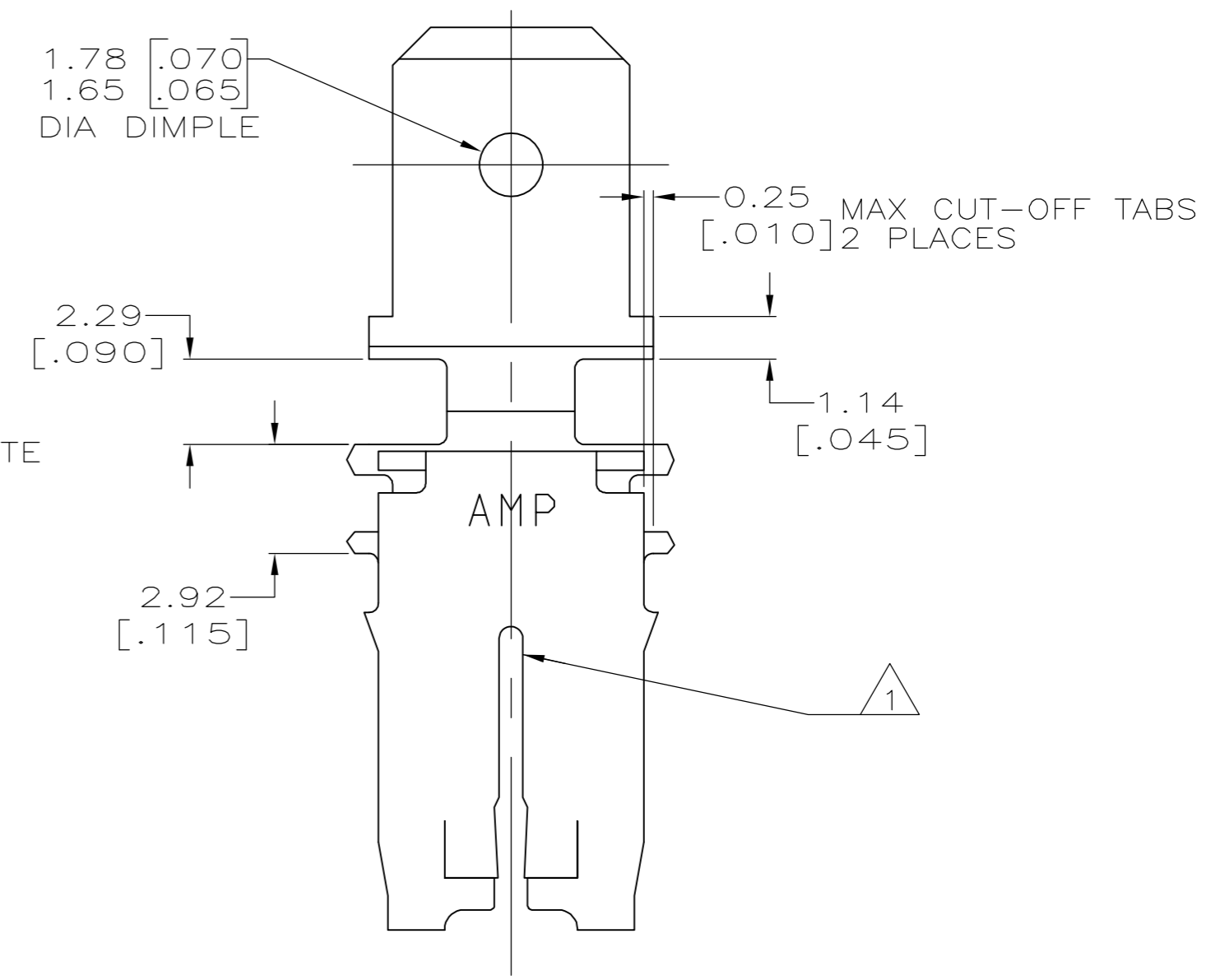
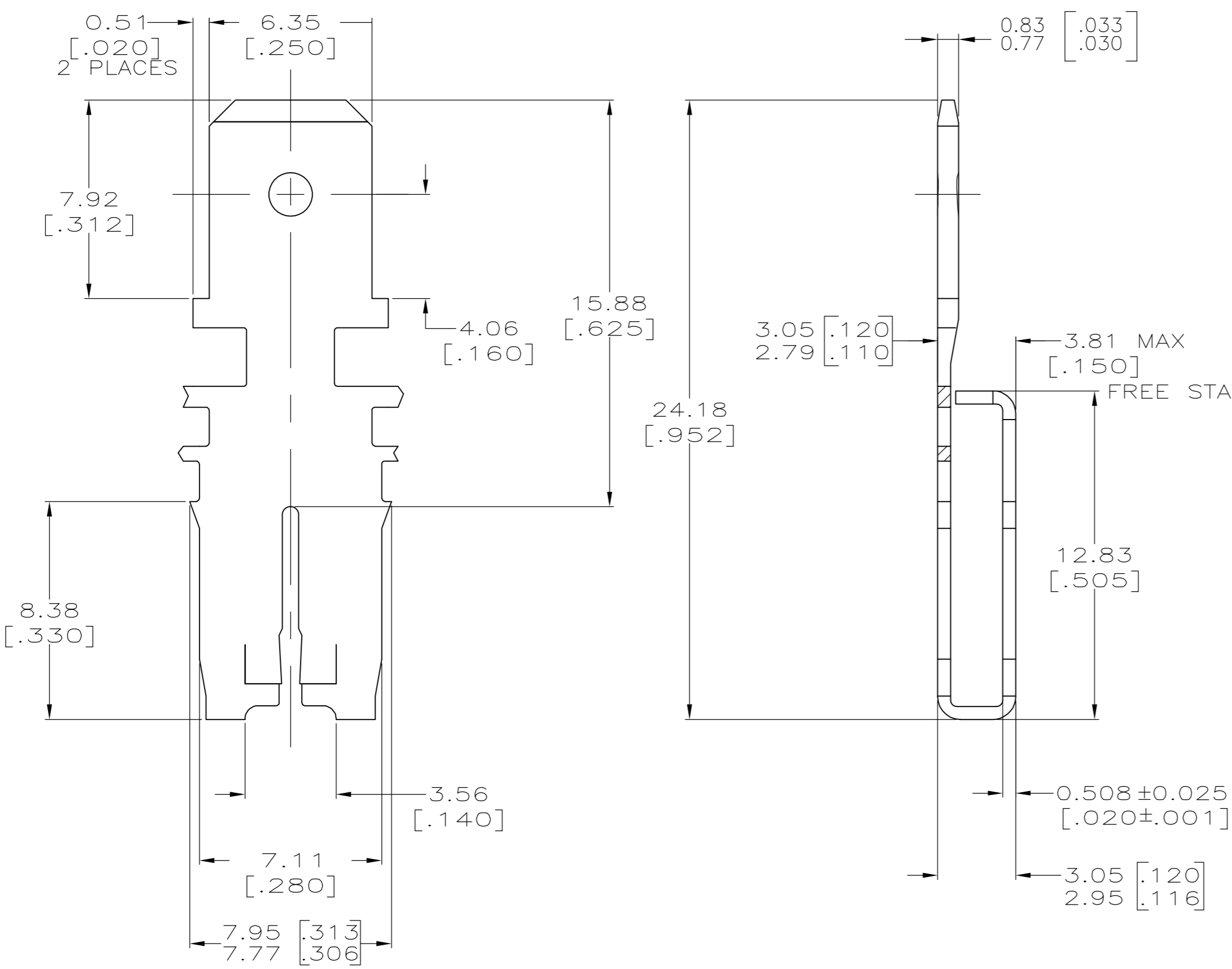


THIS DRAWING IS UNPUBLISHED. RELEASED FOR PUBLICATION  
 © COPYRIGHT BY TYCO ELECTRONICS CORPORATION. ALL RIGHTS RESERVED.

LOC		DIST		REVISIONS					
AF		50		P	LTR	DESCRIPTION	DATE	DWN	APVD
					K	REVISED PER ECR-06-010427	31AUG06	HMR	KR



- 1 SLOT ACCEPTS 0.91-1.15mm [#19-#17] AWG COPPER MAGNET WIRE. 2 WIRES OF THE SAME SIZE MAX PER SLOT.
- 2 CONTINUOUS STRIP ON REELS WITH TERMINALS LOCATED ON 8.38±0.08[.330±.003] CENTERS.
- 3 VARNISH RESIST OVER 0.002032[.000080] MIN TIN PLATE.
- 4 PRELIMINARY - NOT FOR PRODUCTION.



H04 PRE-MILLED PHOS BRONZE	BOX DOWN, TAB FORWARD	62923-4
4M PRE-MILLED BRASS	BOX UP, TAB BACK	62923-3
4M PRE-MILLED BRASS	BOX UP, TAB FORWARD	62923-2
4M PRE-MILLED BRASS	BOX DOWN, TAB FORWARD	62923-1
MATERIAL	REELING, LEFT TO RIGHT	PART NUMBER

THIS DRAWING IS A CONTROLLED DOCUMENT.		DWN SCOTT URICH 08JUL98	Tyco Electronics Corporation Harrisburg, PA 17105-3608	
DIMENSIONS: mm [INCHES]		CHK MICHAEL S. FEHER 10AUG98	NAME	
TOLERANCES UNLESS OTHERWISE SPECIFIED:		APVD NELSON E. NEFF 08SEP98	PRODUCT SPEC	
0 PLC ± -	1 PLC ± -	108-2053		
2 PLC ± 0.25[.010]	3 PLC ± -	APPLICATION SPEC		
4 PLC ± -	ANGLES ± -	114-2066		
MATERIAL SEE TABLE	FINISH 3	WEIGHT -	SIZE A2	CAGE CODE 00779
CUSTOMER DRAWING		SCALE 6:1	DRAWING NO C=62923	RESTRICTED TO -
		SHEET 1 of 1	REV K	